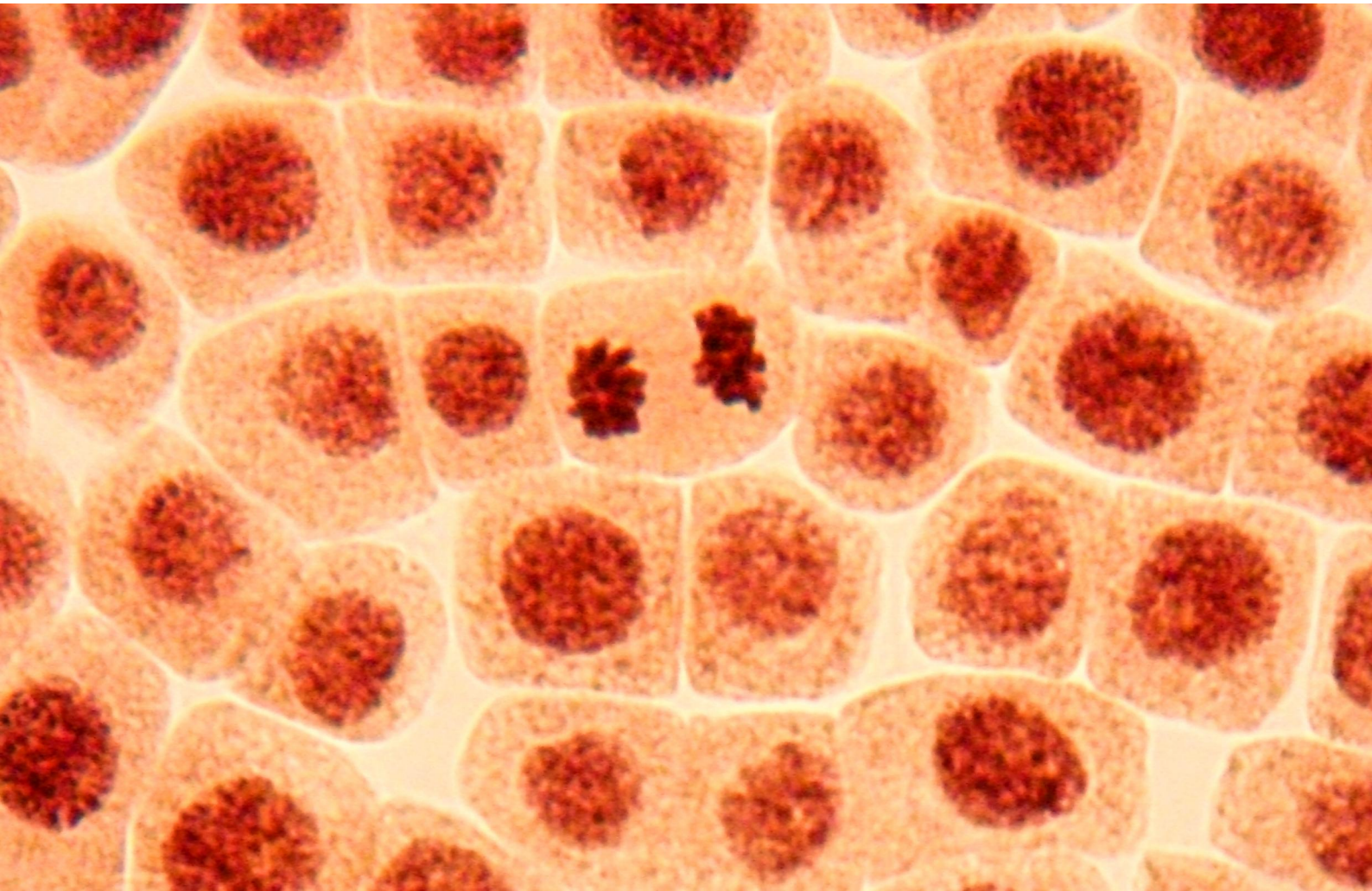


— magtivio —



MagSi-DNA Tissue & Cells

*Isolation of genomic DNA from
mammalian tissue and eukaryotic cells*

Genomic DNA isolation from mammalian tissue and eukaryotic cells

The **MagSi-DNA Tissue & Cells** kit is intended for manual and automated isolation of genomic DNA from mammalian tissue samples and eukaryotic cells. Processing time for the preparation of 96 samples is about 40 minutes plus an additional pre-lysis incubation of 15 min (for cells), 1-3 h or overnight for tissue samples. The kit does not require phenol/chloroform extraction or alcohol precipitation and eliminates the need for repeated centrifugation, vacuum filtration or column separation. It allows safe handling of potentially infectious samples, and is designed to avoid sample-to-sample cross-contaminations. The obtained DNA can be used directly for downstream applications such as PCR, or any kind of enzymatic reaction.

General Features

- Short and easy protocols, 96 samples in 40 minutes
- Avoid dangerous substances like phenol/chloroform
- Eliminates need for repeated centrifugation, vacuum filtration or column separations
- Consistently high yield and purity of genomic DNA
- Excellent integrity DIN > 8.1
- Suitable for many downstream applications

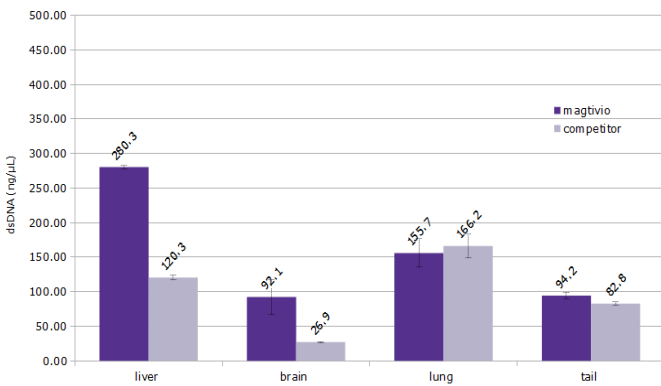


Figure 1: DNA concentrations obtained from different mouse tissues (liver, brain, lung, tail) after extraction vs competitor.

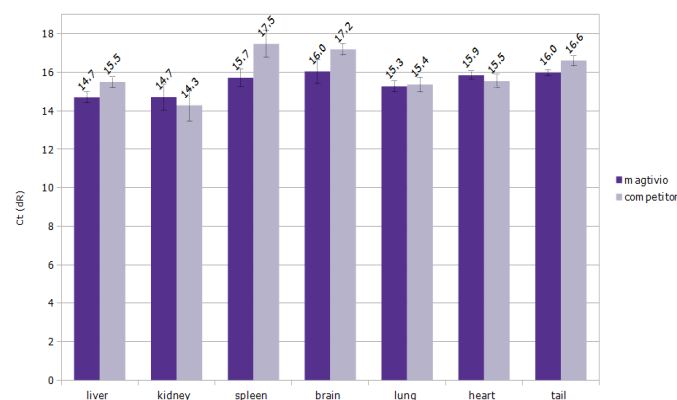


Figure 2: Ct values obtained by qPCR (GAPDH) on different mouse tissues after extraction vs competitor.

MagSi-TC VI beads are optimized for use in isolating total DNA from tissues and cells. The beads are easy to handle and are supplied in an optimized storage buffer for increased suspension time. Depending on the sample materials RNA may be co-purified. If required RNase treatment has to be integrated in the purification protocol. RNase is not included in the kit.

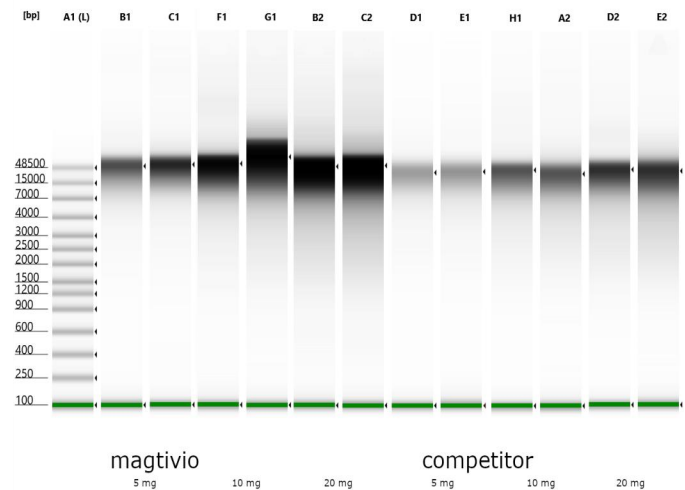


Figure 3: Automated electrophoresis by Agilent TapeStation 4150 showing high integrity of purified DNA from frozen mouse liver tissue. All DNA Integrity Numbers (DIN) are >8.1 (not shown).

Easy to Automate

- Minimal accessory requirements
- PurePrep / KingFisher™ / Biosprint 96 / MagMax™ protocols and consumables available
- Compatible with general liquid handling robots (e.g. Hamilton®, TECAN®)
- Magnetic separators for microtubes and microplates separately available

Art. No.	Product	Volume
MDKT00180096	MagSi-DNA Tissue & Cells	96 preps
MDKT00180960	MagSi-DNA Tissue & Cells	10 x 96 preps
MDKT0018BULK	MagSi-DNA Tissue & Cells	BULK

